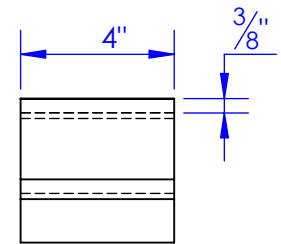
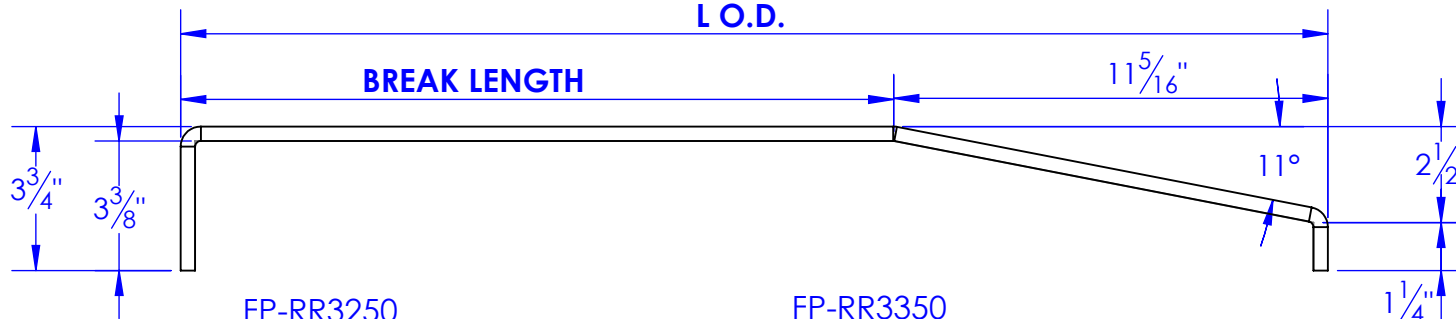
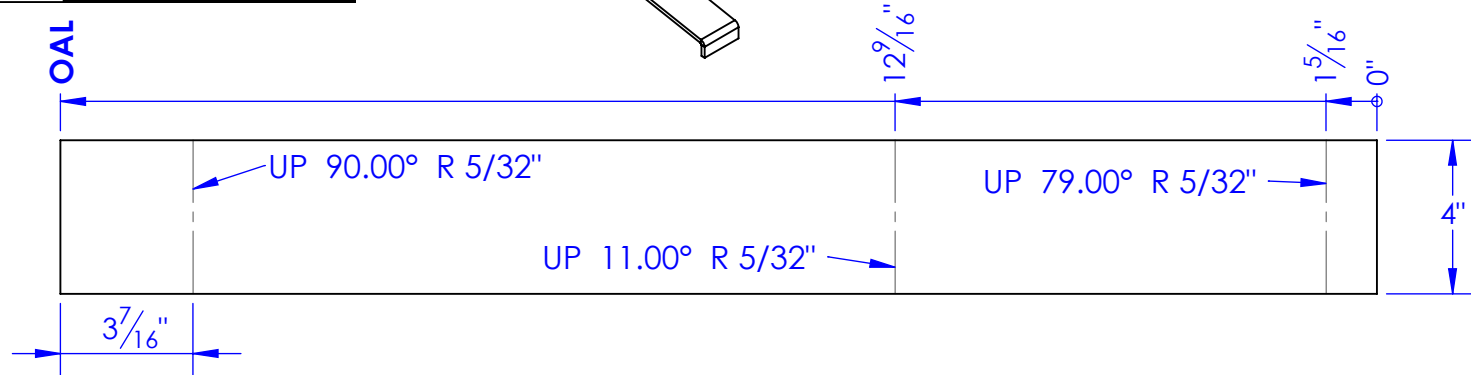
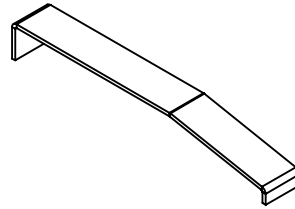


PART #	MODEL #	BREAK L"	OAL	L.O.D.
FP-RR3250	HB 3250	18 9/16	34 5/16	29 7/8
FP-RR3350	HB 3350	31 9/16	47 5/16	42 7/8
FP-RR3550	HB 3550	55 9/16	71 5/16	66 7/8

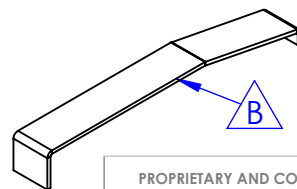
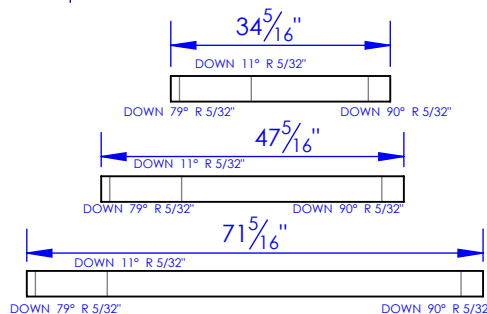
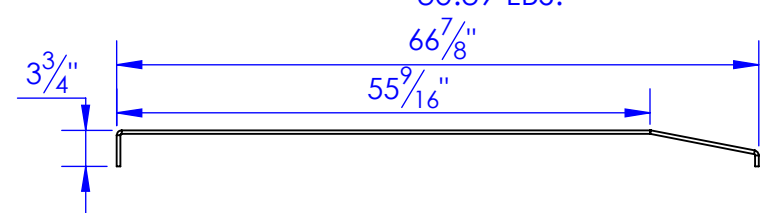
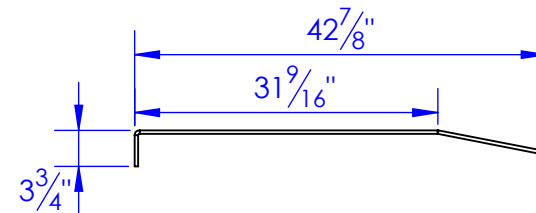
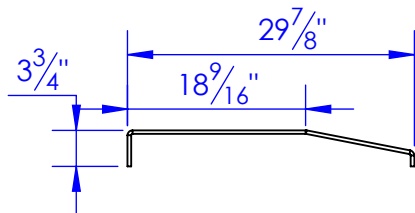
	REVISIONS		
REV.	DESCRIPTION	DATE	APPROVED
A	INITIAL RELEASE FROM 10-1208 E	6/14/2013	
B	SHORTENED ALL RAIL BY 1/8"	7/30/2013	



FP-RR3250
HB RUB RAIL HB-3250
14.65 LBS.

FP-RR3350
HB RUB RAIL HB-3350
20.18 LBS.

FP-RR3550
HB RUB RAIL HB-3550
30.39 LBS.



PROPRIETARY AND CONFIDENTIAL
THE INFORMATION CONTAINED IN THIS
DRAWING IS THE SOLE PROPERTY OF TRIPLE
C INC. ANY REPRODUCTION IN PART OR
AS A WHOLE WITHOUT THE WRITTEN
PERMISSION OF TRIPLE C INC. IS PROHIBITED.

DIMENSIONS ARE IN INCHES
TOLERANCES:
FRACTIONAL $\pm 1/16$
ANGULAR: MACH ± 1 BEND \pm
TWO PLACE DECIMAL ± 010
THREE PLACE DECIMAL ± 005

MATERIAL 3/8" HRS
DO NOT SCALE DRAWING

NAME	DATE
DRAWN HEATH	7/30/2013
PART # RUB RAIL, HB-3X50	
ASM #	

RUB RAIL,
3X50 SERIES

P.O. BOX 248,
SABETHA, KS 66534

TRIPLE C
INC.

SIZE	DWG. NO.	REV.
A	11-1204 B	B
SCALE: 1:5	WEIGHT: --	SHEET 1 OF 1